



MODULE 1


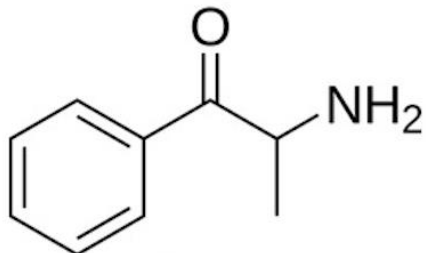
CLASSIFICATION AND CATEGORIZATION

DU2 – ANALOGS OF CATHINONES


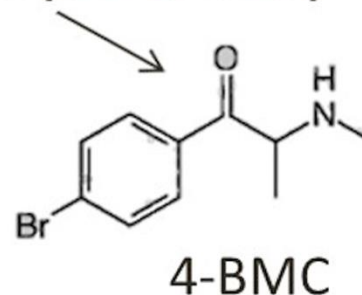
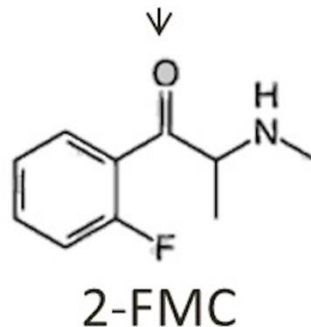
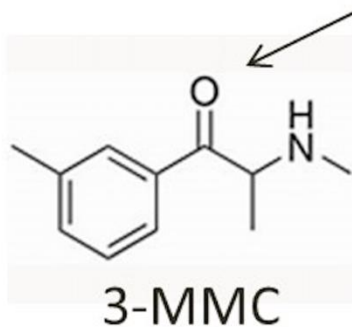
ESCOLA SECUNDÁRIA JOÃO GONÇALVES ZARCO – MATOSINHOS - PORTUGAL

Cathinone

natural psychoactive substance
(illegal)



Synthetic Cathinones (stimulants)

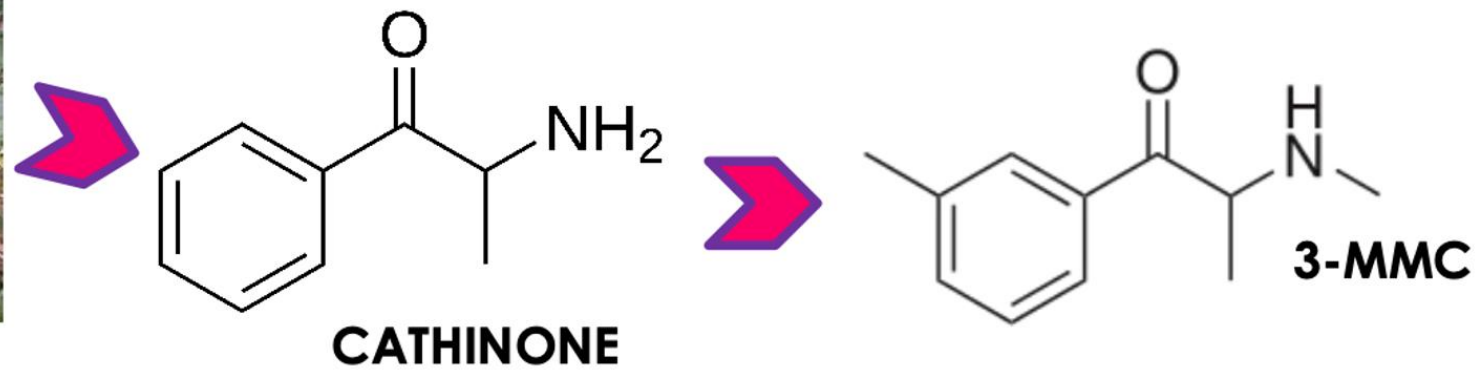


Isabel Maria de Lima Fernandes (Physics and Chemistry Teacher)

ESCOLA SECUNDÁRIA JOÃO GONÇALVES ZARCO – MATOSINHOS - PORTUGAL



**CATHA EDULIS
KHAT**



5 OPEN-ENDED QUESTIONS:

1. Please, define the word Cathinone
2. What are Synthetic Cathinones? Give examples
3. Which are Natural Cathinones? Give examples
4. Can Synthetic Cathinones be classified in different categories? Which ones?
5. NPS are also known as "legal highs", "bath salts" and "research chemicals". Explain

BRIEF DESCRIPTION OF THE ACTIVITY (HOW TO IMPLEMENT IN CLASSROOM)

Task 1

Students will create a word`s cloud under Mentimeter over the topic mentioned in the 5 open-end questions;

Task 2

The students will gather around in random groups of 4, discussing the word`s cloud and writing a small paragraph under the Module topic. Under the supervision of the teacher;

Task 3

The groups share their final results through the recently created Google Classroom;

Task 4

Classification and Categorization of Cathinones;

Scientific research through reliable sites given by the teacher to certify all the concepts;

Task 5

The teacher shares a final conclusion with the whole class on the matter through a mind map and asks the students to produce a Canva at home;

LEARNING GOALS

- ❖ To understand the main and overall concepts related to Toxicology;
- ❖ To share a basic common acknowledgment between students, that will be important to understand the following modules;
- ❖ To create the learning environment of the course that will help the students to finish it with success.
- ❖ Recognize the main denominations that are common in Toxicology;
- ❖ Explain the main areas in Toxicology field and the classification and categorization of substances and its abuse

DESCRIBE THE DIDACTIC STRATEGIES

Warm up

Brainstorming

Work in group

Cooperative Learning

Giving Opinions

Debate

Research

GROUP ORGANIZATION

six groups of four students

ESTIMATED TIMING

50 to 100 minutes lesson

DIGITAL TOOLS/PLATFORM

Presentation tools

- ❖ <https://www.mentimeter.com/>
- ❖ [New Psychoactive Substances \(AKA Legal Highs\) WCADA Awareness Video \(youtube.com\)](https://www.youtube.com/watch?v=WCADA_Awareness_Video)
- ❖ <https://pubmed.ncbi.nlm.nih.gov/32249347/>
- ❖ <https://www.canva.com/>
- ❖ [New psychoactive substances \(NPS\) | www.emcdda.europa.eu](https://www.emcdda.europa.eu)
- ❖ <https://vm.tiktok.com/ZMYaPtYqT/>
- ❖ <https://www.unodc.org/wdr2013/en/nps.html>
- ❖ <https://www.unodc.org/wdr2013/en/nps.html>

